

**FEEDING
KENTUCKY**
FISCAL YEAR
2020
HIGHLIGHTS

**Our mission is to end hunger,
in collaboration with
Kentucky's Feeding America
food banks and partners,
through advocacy and
resource development.**



PRODUCE FOR

4.7

MILLION MEALS
distributed through
Farms to Food Banks



72

meetings
with state
and federal
legislators

THE EQUIVALENT OF

46,120
POUNDS
OF FOOD
RAISED


**THROUGH STATEWIDE
FOOD DRIVE**



145

ANTI-HUNGER ADVOCATES
at Hunger Free KY Day

27 GRANTS
TO SUMMER MEAL SPONSORS



56 COOLERS
& FREEZERS
PLACED AT FOOD PANTRIES



79 million meals
distributed by
our members

STATEMENT OF FINANCIAL POSITION

Complete financial statements reviewed by an independent third party are available on our website:
<https://feedingky.org/finances-annual-reports/>

ASSETS

CURRENT ASSETS:

Total Current Assets	\$893,903
Grants Receivable, Long-term	-0-
Total Assets	\$998,902

LIABILITIES AND NET ASSETS

CURRENT LIABILITIES & NET ASSETS:

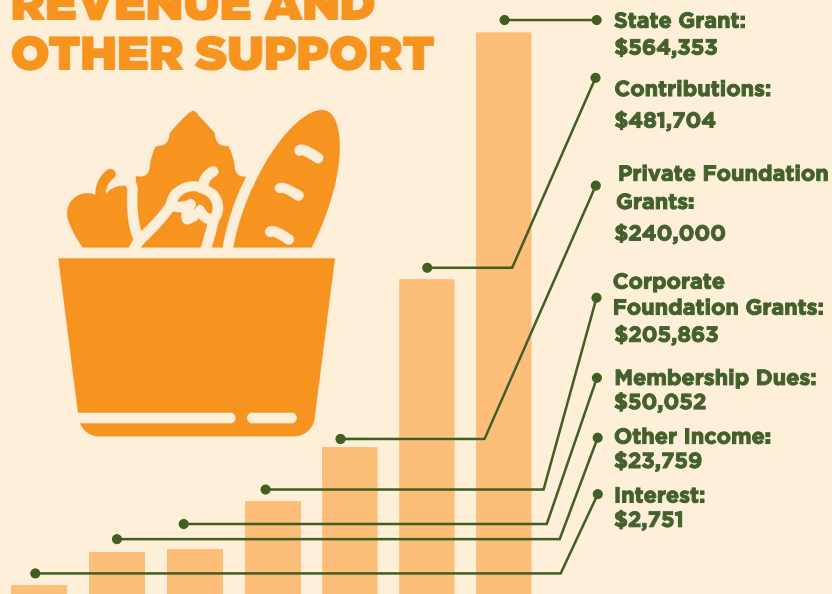
Current Liabilities	\$14,523
Unrestricted Net Assets	\$692,358
Temporarily Restricted	\$279,696
Total Net Assets	\$972,054
Total Liabilities and Net Assets	\$998,902

STATEMENT OF ACTIVITIES

REVENUE AND OTHER SUPPORT

State Grant	\$564,353
Membership Dues	\$50,052
Corporate Foundation Grants	\$205,863
Private Foundation Grants	\$240,000
Contributions	\$481,704
Other Income	\$23,759
Interest	\$2,751
Satisfaction of Program Restrictions	-0-
Total Revenue and Other Support	\$1,568,482

REVENUE AND OTHER SUPPORT




EXPENSES

Program Services	\$1,374,338
Supporting Services:	
General and Administrative	\$27,654
Fundraising	\$8,688
Total Expenses	\$1,410,680

Change in Net Assets	\$157,802
Net Assets at Beginning of Year	\$814,252
Net Assets at End of Year	\$972,054

EXPENSES



**THANK YOU
TO OUR
FINANCIAL
SUPPORTERS:**



We would also like to thank our individual donors for their contributions to Feeding Kentucky.